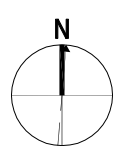
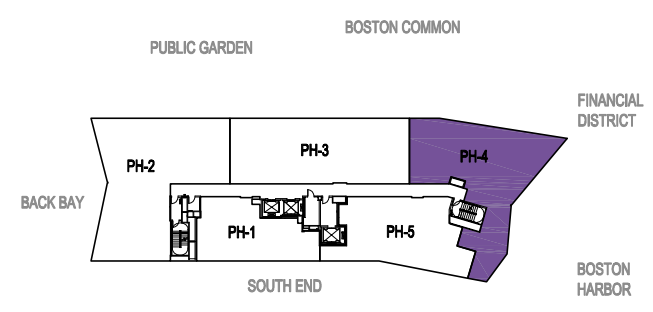
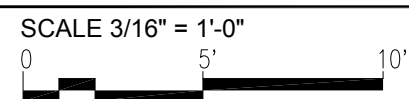


NOTES:  
\_\_\_\_\_  
\_\_\_\_\_  
\_\_\_\_\_  
\_\_\_\_\_  
\_\_\_\_\_  
\_\_\_\_\_



NOTE: THESE FLOOR PLANS ARE PRELIMINARY. ALL LAYOUTS ARE SUBJECT TO CHANGE AND ALL MEASUREMENTS ARE APPROXIMATE AND SUBJECT TO NORMAL CONSTRUCTION VARIANCES AND TOLERANCES.

AUGUST 18, 2008



**UNIT PH4** (FLOOR 28)  
2 BR / 2.5 BA + FAMILY ROOM + STUDY 2,631 SF / 244 M<sup>2</sup>